

# DECLARATION OF CONFORMITY N° 747902-UK

## Declaration of Performance (DoP)

### 1. Manufacturer:

ISEO Serrature S.p.A. - Via S. Girolamo, 13 – IT 25055 - Pisogne (BS)

### 2. Product identification code:

**Emergency exit device Type “B”**

### 3. Type number allowing identification of the construction product as required under Article 11, paragraph 4 (CPR):

 Series **Pad-Infilare plus locks 214, 212 or DINFIR3**

<b>Models:</b>	<b>Pad Infilare + 214, 212</b> single leaf	94G0000***** + 214***65* + 032094
	<b>Pad Infilare + 214, 212</b> double leaves	94G0000***** + 214***65* 94G0000***** + 212***65*
	<b>Pad Infilare + DINFIR3</b> single leaf	94G0000*03791* + 2DB*, 2DC*, 2DD*, 2DE* + 03865*
	<b>Pad Infilare + DINFIR3</b> double leaves	94G0000*03791* + 2DB*, 2DC*, 2DD*, 2DE 94G0000*03791* + 2D7*
<b>Accessories:</b>	<b>Pad Infilare + Lever handle</b>	0321**, 0327**, 032144*, 032714*, 032724*, 032744*, 032154*, 032164*, 032174*, 032704*, 032184*, 0321A4*, ARIES 00E1***10**, 032532*, 03243**, 03241**, 032515*, 03246**, 03242*, 3240**, 03250**, 03245**, 04244**
	<b>Pad Infilare + DINFIR3</b>	03865*, 94100160, 032144*, 032714*, 032724*, 032744*, 032154*, 032174*, 032704*, 032164*, 032314*, 032184*, 0321A4*, ARIES 00E1***10**, 032532*, 03243**, 03241**, 032515*, 03246**, 03242**, 03240**, 03250**, 03245**

 4. Intended use of the construction product: **For doors on escape routes**

 5. System of assessment and verification of constancy of performance: **2019 no 465 - The Construction Products**

 6. Approved Body: **BSI** Number **0086**

 7. Certificate of constancy of performance: **0086-CPR-747902**

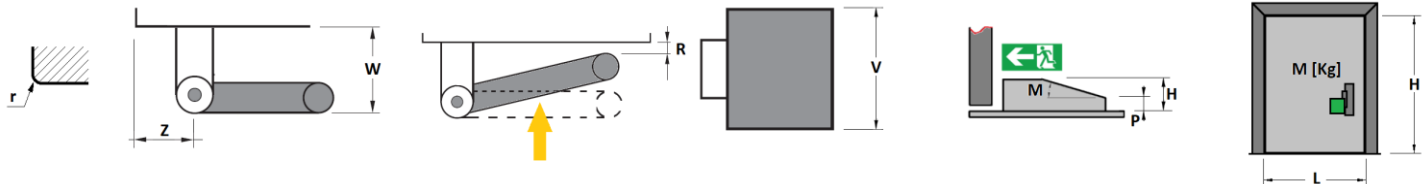
 8. Harmonized standard: **EN179:2008** Classification: **|3|7|7|B|1|4|5|2|B|A|**

### 9. Essential characteristics

EN179 § 4.1.2	<b>Release function</b>	< 1 [sec]
EN179 § 4.1.3	<b>Release operation</b>	The release direction of the device is in the direction of the door opening
EN179 § 4.1.4	<b>Lever handle design</b>	Non applicable
EN179 § 4.1.5	<b>Push pad design</b>	The device release the door following a movement in the direction of the door opening in an arc downwards
EN179 § 4.1.6	<b>Double doorset</b>	When used on double doorset leaves allows both leaves to be opened simultaneously.
EN179 § 4.1.8	<b>Exposed edge and corners</b>	r ≥ 0,5 [mm]
EN179 § 4.1.11	<b>Push Pad device mounting</b>	Z ≤ 250 [mm]
EN179 § 4.1.12	<b>Lever handle device mounting</b>	Not applicable
EN179 § 4.1.13	<b>Operating element projection</b>	W ≤ 100 [mm]
EN179 § 4.1.14	<b>Operating element face</b>	V ≥ 18 [mm] Operative surface ≥ 1400 [mm <sup>2</sup> ]
EN179 § 4.1.15	<b>Lever handle free end</b>	Not applicable
EN179 § 4.1.16	<b>Lever handle operating gap</b>	Not applicable

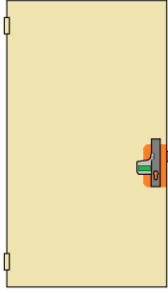
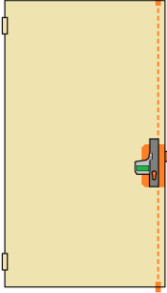
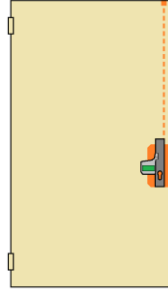
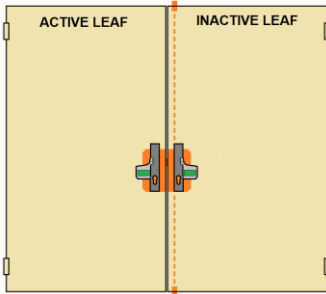
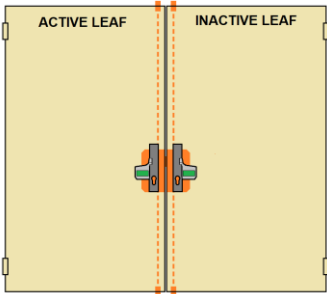
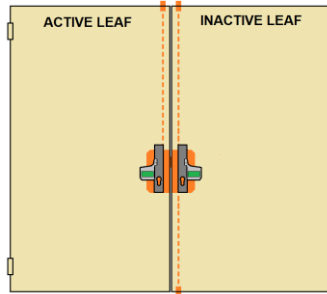
**DECLARATION OF CONFORMITY N° 747902-UK**

EN179 § 4.1.17	<b>Push pad operating gap</b>	$R \geq 25 \text{ mm}$
EN179 § 4.1.18	<b>Test rod</b>	The device does not trap the test rod in any position of the push pad.
EN179 § 4.1.19	<b>Push pad release operation</b>	The release operation of the device is not blocked by the application of a force in the direction of the door opening.
EN179 § 4.1.20	<b>Accessible gap</b>	The test piece placed in any accessible gap cannot prevent the correct operation of the device.
EN179 § 4.1.21	<b>Door free movement</b>	The device does not include any element impeding the free movement of the door once it is released
EN179 § 4.1.22	<b>Top vertical bolt</b>	The releasing of the bottom vertical rod bolt head does not release the top vertical rod bolt head.
EN179 § 4.1.24	<b>Keepers</b>	The keeper protects the door frame from the damage caused by the door closing and opening.
EN179 § 4.1.25	<b>Keepers dimensions</b>	$H \leq 15\text{mm}$ , $M \leq 45^\circ$ , $P \leq 3 \text{ mm}$
EN179 § 4.1.27	<b>Door mass and dimensions</b>	$M \leq 250 \text{ [kg]}$ , $H \leq 3.400 \text{ [mm]}$ , $L \leq 1.500 \text{ [mm]}$
EN179 § 4.1.28	<b>Outside access device</b>	The outside access device does not render the emergency device inoperable from the inside.
EN179 § 4.2.2	<b>Release force</b>	$F \leq 150 \text{ [N]}$
EN179 § 4.2.4	<b>Security requirement</b>	Grade 5: the device remains locked when a force of 5000 [N] is applied to the door.
EN179 § 4.1.7	<b>Corrosion resistance</b>	Grade 4: very high resistance (240 hours NSS)
EN179 § 4.1.9	<b>Temperature range</b>	-10 [°C]; +60 [°C]
EN179 § 4.1.23	<b>Vertical rods cover</b>	Non applicable
EN179 § 4.1.26	<b>Lubrication</b>	Every 20 000 cycles without dismantling the device
EN179 § 4.2.3	<b>Reengaging force</b>	$\leq 50 \text{ [N]}$
EN179 § 4.2.4	<b>Durability</b>	Grade 7: 200 000 test cycles.
EN179 § 4.2.5	<b>Abuse resistance</b>	Withstand to F1, F2, F3, F4
EN179 § 4.2.6	<b>Abuse vertical rods</b>	Non applicable
EN179 § 4.2.8	<b>Final examination</b>	The device is released with a $F \leq 150 \text{ [N]}$ and the door moves freely.
EN179 Annex. B	<b>Suitability of emergency exit device for use on fire/smoke resistance door assemblies.</b>	Grade B: suitable for use on fire/smoke resisting door assemblies.
EN179 § 4.1.29	<b>Dangerous substances</b>	The materials in this product do not contain or release any dangerous substances in excess of the maximum levels specified in existing European material standards or any national regulations.



**DECLARATION OF CONFORMITY N° 747902-UK**

**10. Possible configurations**

 <p><b>Pad-Infilare plus locks 214, 212</b> Available</p> <p><b>Pad-Infilare plus locks DINFIR3</b> Available</p>	 <p><b>Pad-Infilare plus locks 214, 212</b> Not available</p> <p><b>Pad-Infilare plus locks DINFIR3</b> Available</p>	 <p><b>Pad-Infilare plus locks 214, 212</b> Not available</p> <p><b>Pad-Infilare plus locks DINFIR3</b> Available</p>
 <p><b>Pad-Infilare plus locks 214, 212</b> Available</p> <p><b>Pad-Infilare plus locks DINFIR3</b> Available</p>	 <p><b>Pad-Infilare plus locks 214, 212</b> Not available</p> <p><b>Pad-Infilare plus locks DINFIR3</b> Available</p>	 <p><b>Pad-Infilare plus locks 214, 212</b> Not available</p> <p><b>Pad-Infilare plus locks DINFIR3</b> Available</p>

The performance of the product identified in points 2 and 3 is in conformity with the declared performance in point 9.  
The declaration of performance is issued under the sole responsibility of the manufacturer identified in point 1.  
Signed for and on behalf of the manufacturer by:

Place	First issuing	Current issuing
PISOGNE (BS) ITALY	14/07/2021	07/03/2022

**ISEO SERRATURE S.p.A.**  
**Stefano Gelmini**  
Product Certification Manager

