

DECLARATION OF CONFORMITY N° 747904-UK

Declaration of Performance (DoP)

1. Manufacturer:

ISEO Serrature S.p.A. - Via S. Girolamo, 13 – IT 25055 - Pisogne (BS)

2. Product identification code:

Emergency exit device Type “A”

3. Type number allowing identification of the construction product as required under Article 11, paragraph 4 (CPR):

Series **214, 212 and DINFIR3 plus Lever handle**

Models:

Lever handles + 214, 212 single leaf Lever handles ⁽¹⁾ + 214***65* + 032094

Pad Infilare + 214, 212 double leaves Lever handles ⁽¹⁾ + 214***65*
Lever handles ⁽¹⁾ + 212***65*

Pad Infilare + DINFIR3 single leaf Lever handles ⁽¹⁾ + 2DB*, 2DC*,2DD*, 2DE* + 03865*

Pad Infilare + DINFIR3 double leaves Lever handles ⁽¹⁾ + 2DB*, 2DC*,2DD*, 2DE
Lever handles ⁽¹⁾ + 2D7*

⁽¹⁾ Lever handles:

HOPPE PARIS, ECO SCHULTE 1030 / 1035 / 0110 / 0115 / 0116 / 0330 / 0410 / 0415 / 0490, NORMBAU, MUSTER, VIELER ER.FSG.522, HEWI 230, ARIES 00E1***10**.

Accessories:

Lever handle + 214, 212

0321**, 0327**, 032144*, 032714*, 032724*, 032744*, 032154*, 032164*, 032174*, 032704*, 032184*, 0321A4*, ARIES 00E1***10**, 032532*, 03243**, 03241**, 032515*, 03246**, 03242*, 3240**, 03250**, 03245**, 04244**

Lever handle + DINFIR3

03865*, 94100160, 032144*,032714*, 032724*, 032744*, 032154*, 032174*, 032704*, 032164*, 032314*, 032184*, 0321A4*, ARIES 00E1***10**, 032532*, 03243**, 03241**, 032515*, 03246**, 03242**, 03240**, 03250**, 03245**

4. Intended use of the construction product:

For doors on escape routes

5. System of assessment and verification of constancy of performance:

2019 no 465 - The Construction Products

6. Approved Body:

BSI

Number

0086

7. Certificate of constancy of performance:

0086-CPR-747904

8. Harmonized standard:

EN179:2008

Classification:

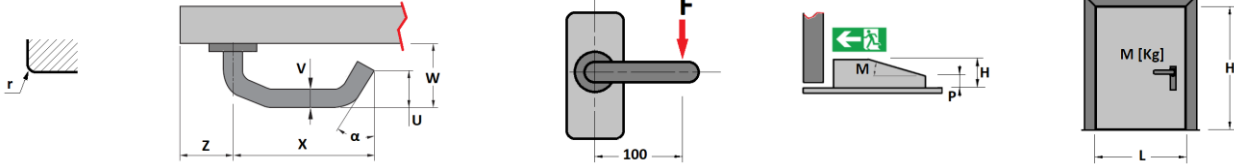
|3|7|7|B|1|4|5|2|A|A|

9. Essential characteristics

EN179 § 4.1.2	Release function	< 1 [sec]
EN179 § 4.1.3	Release operation	The release direction of the device is in the direction of the door opening
EN179 § 4.1.4	Lever handle design	The device release the door following a movement of the lever handle in a downwards rotational direction.
EN179 § 4.1.5	Push pad design	Non applicable
EN179 § 4.1.6	Double doorset	When used on double doorset leaves allows both leaves to be opened simultaneously.
EN179 § 4.1.8	Exposed edge and corners	r ≥ 0,5 [mm]
EN179 § 4.1.11	Push Pad device mounting	Non applicable
EN179 § 4.1.12	Lever handle device mounting	X ≥ 120 [mm]; Z ≤ 150 [mm]
EN179 § 4.1.13	Operating element projection	W ≤ 100 [mm]
EN179 § 4.1.14	Operating element face	V ≥ 18 [mm]
EN179 § 4.1.15	Lever handle free end	U ≥ 40 [mm]; W ≤ 100 [mm]; α ≤ 30[°]
EN179 § 4.1.16	Lever handle operating gap	The test block passes freely between the lever handle and the surface of the door
EN179 § 4.1.17	Push pad operating gap	Non applicable

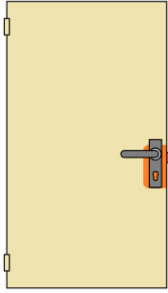
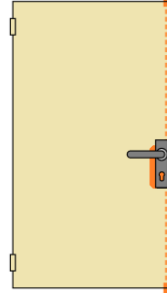
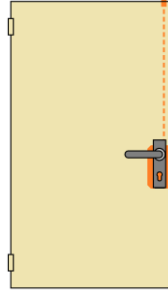
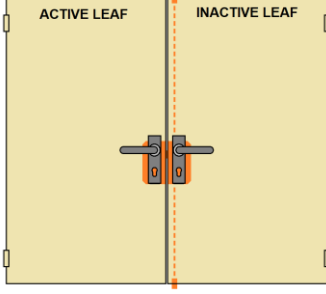
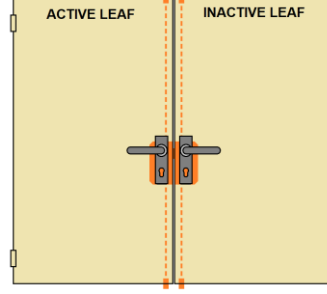
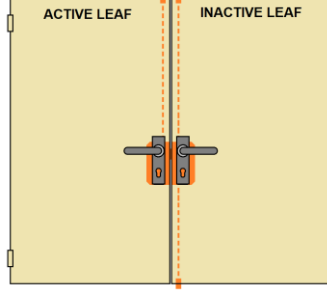
DECLARATION OF CONFORMITY N° 747904-UK

EN179 § 4.1.18	Test rod	The device does not trap the test rod in any position of the push pad.
EN179 § 4.1.19	Push pad release operation	Non applicable
EN179 § 4.1.20	Accessible gap	The test piece placed in any accessible gap cannot prevent the correct operation of the device.
EN179 § 4.1.21	Door free movement	The device does not include any element impeding the free movement of the door once it is released
EN179 § 4.1.22	Top vertical bolt	The releasing of the bottom vertical rod bolt head does not release the top vertical rod bolt head.
EN179 § 4.1.24	Keepers	The keeper protects the door frame from the damage caused by the door closing and opening.
EN179 § 4.1.27	Door mass and dimensions	$M \leq 250$ [kg], $H \leq 3.500$ [mm], $L \leq 1.500$ [mm]
EN179 § 4.1.28	Outside access device	The outside access device does not render the emergency device inoperable from the inside.
EN179 § 4.2.2	Release force	$F \leq 70$ [N]
EN179 § 4.2.4	Security requirement	Grade 5: the device remains locked when a force of 5000N. is applied to the door.
EN179 § 4.1.7	Corrosion resistance	Grade 4: very high resistance (240 hours NSS)
EN179 § 4.1.9	Temperature range	-10 [°C]; +60 [°C]
EN179 § 4.1.23	Vertical rods cover	Non applicable
EN179 § 4.1.26	Lubrication	Every 20 000 cycles without dismounting the device
EN179 § 4.2.3	Reengaging force	≤ 50 [N]
EN179 § 4.2.4	Durability	Grade 7: 200 000 test cycles.
EN179 § 4.2.5	Abuse resistance	Withstand to F1, F2, F3
EN179 § 4.2.6	Abuse resistance - vertical rods	Non applicable
EN179 § 4.2.8	Final examination	The device is released with a $F \leq 70$ [N] and the door moves freely.
EN179 Annex. B	Suitability of emergency exit device for use on fire/smoke resistance door assemblies.	Grade B: suitable for use on fire/smoke resisting door assemblies.
EN179 § 4.1.29	Dangerous substances	The materials in this product do not contain or release any dangerous substances in excess of the maximum levels specified in existing European material standards or any national regulations.



DECLARATION OF CONFORMITY N° 747904-UK

10. Possible configurations

 <p>Pad-Infilare plus locks 214, 212 Available</p> <p>Pad-Infilare plus locks DINFIR3 Available</p>	 <p>Pad-Infilare plus locks 214, 212 Not available</p> <p>Pad-Infilare plus locks DINFIR3 Available</p>	 <p>Pad-Infilare plus locks 214, 212 Not available</p> <p>Pad-Infilare plus locks DINFIR3 Available</p>
 <p>Pad-Infilare plus locks 214, 212 Available</p> <p>Pad-Infilare plus locks DINFIR3 Available</p>	 <p>Pad-Infilare plus locks 214, 212 Not available</p> <p>Pad-Infilare plus locks DINFIR3 Available</p>	 <p>Pad-Infilare plus locks 214, 212 Not available</p> <p>Pad-Infilare plus locks DINFIR3 Available</p>

The performance of the product identified in points 2 and 3 is in conformity with the declared performance in point 9.
 The declaration of performance is issued under the sole responsibility of the manufacturer identified in point 1.
 Signed for and on behalf of the manufacturer by:

ISEO SERRATURE S.p.A.

Stefano Gelmini

Product Certification Manager

Place	First issuing	Current issuing
PISOGNE (BS) ITALY	14/07/2021	07/03/2022

