

DECLARATION OF CONFORMITY N° 747913TF-UK

Declaration of Performance (DoP)

1. Manufacturer:

ISEO Serrature S.p.A. - Via S. Girolamo, 13 – IT 25055 - Pisogne (BS)

2. Product identification code:

Panic exit device Type "A"

3. Type number allowing identification of the construction product as required under Article 11, paragraph 4 (CPR):

Series: IDEA-BASE, IDEA-BASE-PVD-INOX, IDEA-BOLT, IDEA-BOLT-PVD-INOX,
 Models: IDEA-BASE 9411*****4*, 9412*****4*, 9413*****4*, 9414*****4*, 9416*****4*,
 9417*****4*, 9418*****4*, 9419*****4*
 IDEA-BOLT 943*****4*.
 Accessories: 941000****, 9410201**4, 9410203**4, 9410204**4, 9430009*, 9430012*, 9430020*, 9430030*, 94000030,
 94100160, 94100***, 9410003*04, 941020****4, 9459**.

4. Intended use of the construction product: **For doors on escape routes**

5. System of assessment and verification of constancy of performance: **2020 no 1359 - The Construction Products**

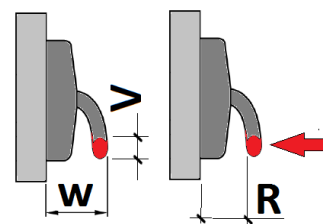
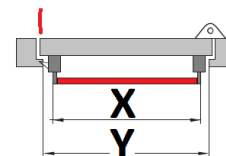
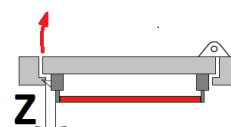
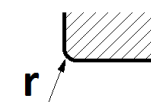
6. Approved Body: **BSI** Number **0086**

7. Certificate of constancy of performance: **0086-CPR-747913**

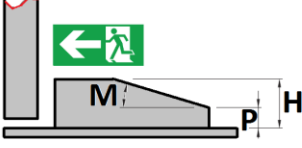
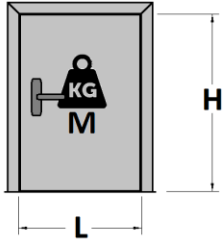
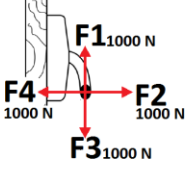
8. Harmonized standard: **EN1125:2008** Classification: **|3|7|7|B|1|4|2|2|A|A|**

9. Essential characteristics

EN1125 § 4.1.2	Release function	< 1 [sec]
EN1125 § 4.1.3	Panic exit device mounting	Assembling on the inside face of the door
EN1125 § 4.1.5	Exposed edge and corners	$r \geq 0,5$ [mm]
EN1125 § 4.1.7	Double doorset	When used on double doorset leaves allows both leaves to be opened simultaneously.
EN1125 § 4.1.9	Bar installation	$Z \leq 150$ [mm]
EN1125 § 4.1.10	Bar length	$X \geq 60\%$ Y
EN1125 § 4.1.11	Bar projection	$W \leq 100$ [mm]
EN1125 § 4.1.12	Bar end	The operating bar does not protrude beyond either of the end support brackets.
EN1125 § 4.1.13	Operating bar face	$V \geq 18$ [mm]
EN1125 § 4.1.14	Test rod	The device does not trap the test rod in any position of the push pad.
EN1125 § 4.1.15	Door face gap	$R \geq 25$ mm with pushed bar
EN1125 § 4.1.16	Accessible gap	The test piece placed in any accessible gap cannot prevent the correct operation of the device.
EN1125 § 4.1.17	Door free movement	The device does not include any element impeding the free movement of the door once it is released.
EN1125 § 4.1.18	Top vertical bolt	The releasing of the bottom vertical rod bolt head does not release the top vertical rod bolt head.
EN1125 § 4.1.20	Keepers	The keeper protects the door frame from the damage caused by the door closing and opening.
EN1125 § 4.1.21	Keepers dimensions	$H \leq 15$ [mm], $M \leq 45$ [°], $P \leq 3$ [mm].



DECLARATION OF CONFORMITY N° 747913TF-UK

EN1125 § 4.1.23	Door mass and dimensions	$M \leq 250$ [kg], $H \leq 3400$ [mm], $L \leq 1500$ [mm]	
EN1125 § 4.1.24	Outside access device	The outside access device does not render the emergency device inoperable from the inside.	
EN1125 § 4.2.2	Release force	$F \leq 80$ [N] <80N with the door unloaded and ≤ 220 [N] with the door loaded with 1.000N.	
EN1125 § 4.2.7	Security requirement	Grade 1: the device remains locked when a force of 1000 [N] is applied to the door.	
EN1125 § 4.1.7	Corrosion resistance	Grade 4: very high resistance (240 hours)	
EN1125 § 4.1.6	Temperature range	-10 [°C]; +60 [°C]	
EN1125 § 4.1.19	Cover for vertical rods	Not applicable	
EN1125 § 4.1.22	Lubrication	Every 20 000 cycles without dismantling the device	
EN1125 § 4.2.3	Reengaging force	≤ 50 [N]	
EN1125 § 4.2.4	Durability	Grade 7: 200 000 test cycles	
EN1125 § 4.2.5	Abuse test	It withstand to F1, F2, F3, F4	
EN1125 § 4.2.6	Abuse test – vertical rods	Not applicable	
EN1125 § 4.2.8	Final examination	The device is released with a force ≤ 80 [N] with the door unloaded and ≤ 220 [N] with the door loaded with 1.000 [N].	
EN1125 Annex B	Suitability for use on fire/smoke resistance door assemblies.	Grade B: suitable for use on fire/smoke resisting door assemblies.	
EN1125 § 4.1.25	Dangerous substances	The materials in this product do not contain or release any dangerous substances in excess of the maximum levels specified in existing European material standards or any national regulations.	

The performance of the product identified in points 2 and 3 is in conformity with the declared performance in point 9. The declaration of performance is issued under the sole responsibility of the manufacturer identified in point 1. Signed for and on behalf of the manufacturer by:

ISEO SERRATURE S.p.A.

Stefano Gelmini

Product Certification Manager

Place	First issuing	Current issuing
PISOGNE (BS) ITALY	16/07/2021	16/07/2021

